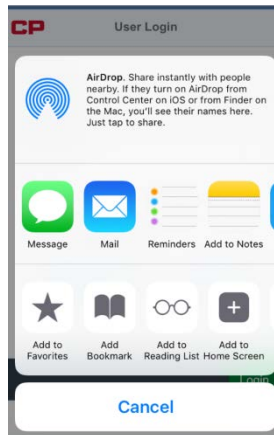
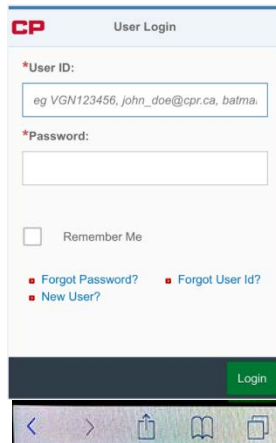


Apple iOS Instructions


1. Click on the link to open the User Log in screen for the mobile Application : [CP FastPass](#)

2. Click the Share button



3. Click Add to Home Screen

1. Click Add



5. App icon will now appear on your home screen.

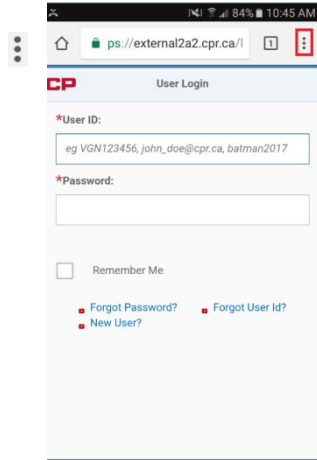
You can use this icon whenever you need to access the CP Intermodal Gate Application



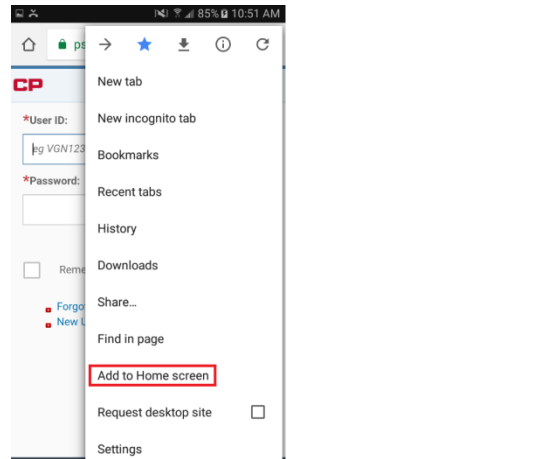
Android Instructions

1. Click on the link to open the App : [CP Intermodal Gate App](#)

2. Click the Options button

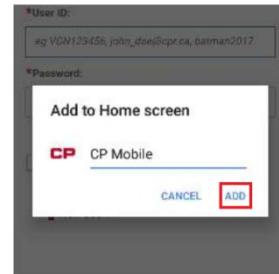


More



3. Select Add shortcut

4. Click Add



5. App icon will now appear on your home screen.

You can use this icon whenever you need to access the CP Intermodal Gate Application

